

Service 2 unit | BG5



Image shows:
9.3155.00.125.0

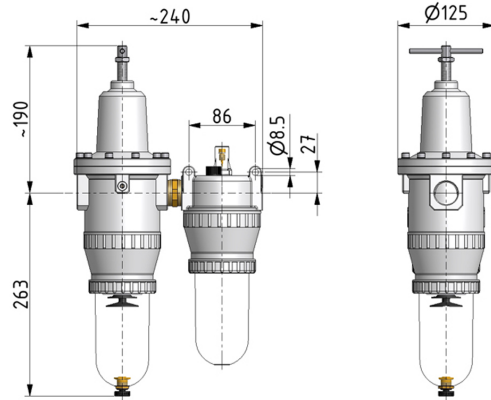
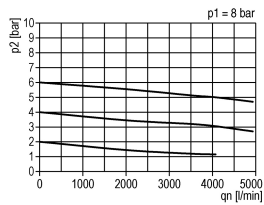
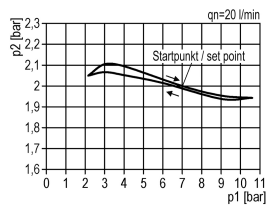


Image shows:
9.3155.00.125.0

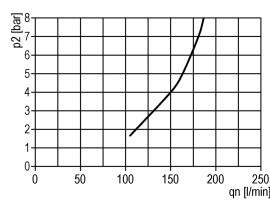
flow characteristic



pressure characteristic



lubricator operating limit



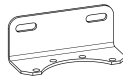
symbol



technical data

- **description:** sinter filter centrifugal principle, diaphragm-type pressure with relieving feature, proportional oiler
- **medium:** compressed air, neutral gases
- **supply pressure P1 min.:** 1,5 bar
- **supply pressure P1 max.:** 16 bar
- **temperature range:** -10°C - +60°C
- **bowl:** PC
- **drain:** HA3
- **mounting:** vertical
- **filter element:** 40 µm
- **bowl volume lubricator:** 550 cm³
- **oil metering qv=1.000/min:** 1 - 2 drops/min
- **oil type:** CL 32 DIN 51517 - ISO VG 32

accessories



- **mounting bracket:** [BW.50](#)

type	part-number	description
FDO.55 HA3	9.3155.00.125.0	Service 2 unit G1 0,5-10 40µm with PC bowl and semi automatic drain

Service 3 unit

Service 2 unit

Filter regulator

Filter

Pressure regulator

Lubricator

System extensions

Accessories

Special products