Service 3 unit | BG1



Image shows:
9.3011.00.005.0V

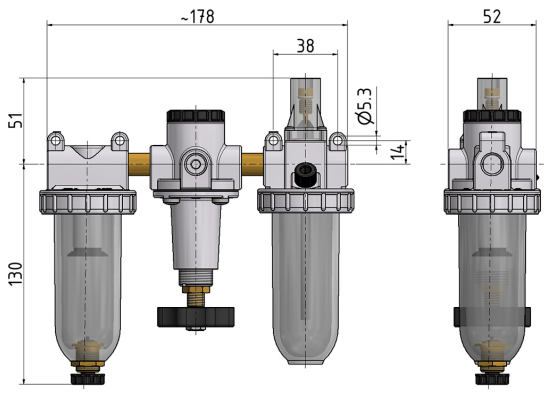

Image shows:
9.3011.00.005.0V

flow characteristic

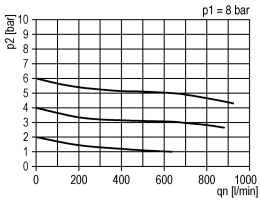

pressure characteristic

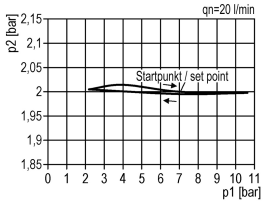

lubricator operating limit

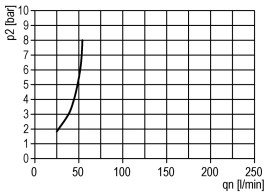

symbol

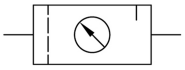

technical data

- **description:** sinter filter centrifugal principle, diaphragm-type pressure with relieving feature, proportional oiler
- **medium:** compressed air, neutral gases
- **supply pressure P1 min.:** 1,5 bar
- **supply pressure P1 max.:** 16 bar
- **temperature range:** -10°C - +60°C
- **bowl:** PC
- **drain:** HA3
- **mounting:** vertical
- **filter element:** 5 µm
- **bowl volume lubricator:** 40 cm³
- **oil metering qv=1.000l/min:** 1 - 2 drops/min
- **oil type:** CL 32 DIN 51517 - ISO VG 32

accessories

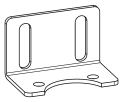

- **mounting bracket:** BW.10
- **control panel mounting:** nut DR.11-7

type	part-number	description
FRO.11 HA3	9.3011.00.005.0V	Service 3 unit G1/4 0,5-10 5µm with PC bowl and semi automatic drain
FRO.12 HA3	9.3012.00.005.0V	Service 3 unit G3/8 0,5-10 5µm with PC bowl and semi automatic drain